

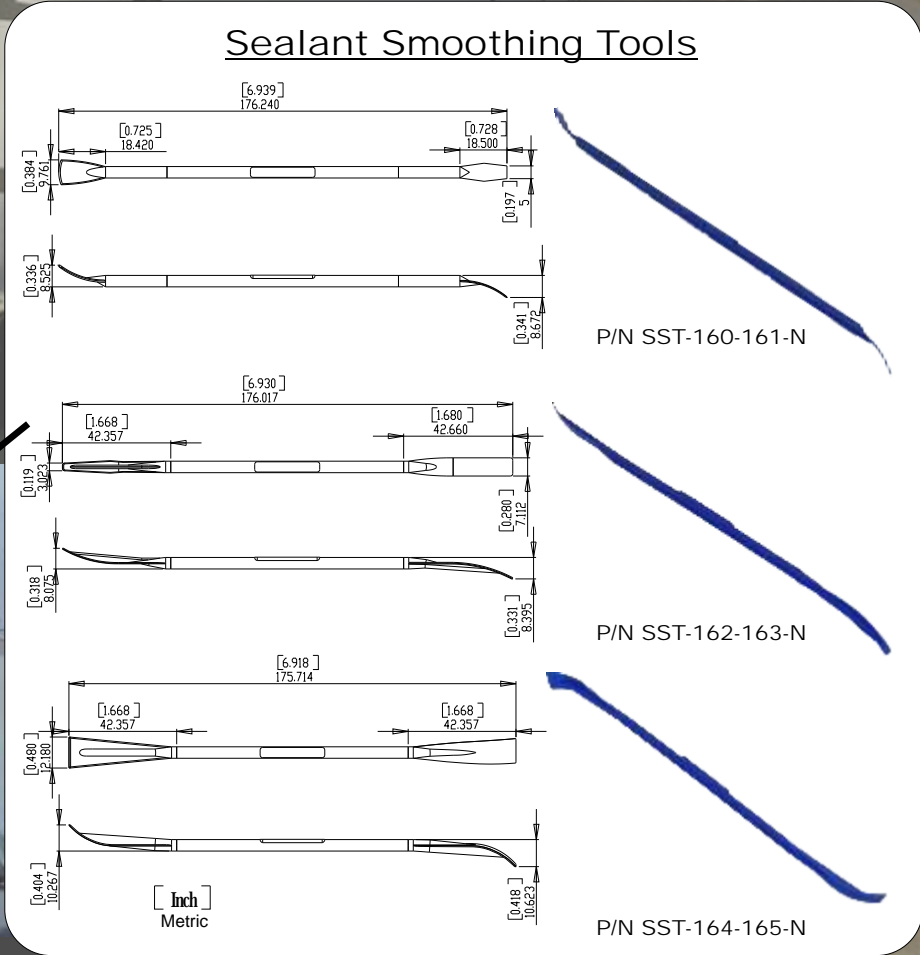
Bojo Tools



Sealant Applicators and Smoothing Tools



Bojo Tools now offer a comprehensive range of sealant applicators and smoothing tools to complement the scraper systems supplied for aerospace, automotive and general industrial applications. Industry standard profiles and unique Bojo designed tips ensure economical, consistent and aesthetic application of all standard sealant types.



Replacement Handle and Tips

- "Bead Tip" P/N RT-41-S
- "Scoop Tip" P/N RT-42-S
- "Squeegee Tip" P/N RT-43-S

Handle P/N ITH-40-NGL

*Replacement tips are available separately.

Soft tip helps conform to tile contour to help lay a perfect bead.



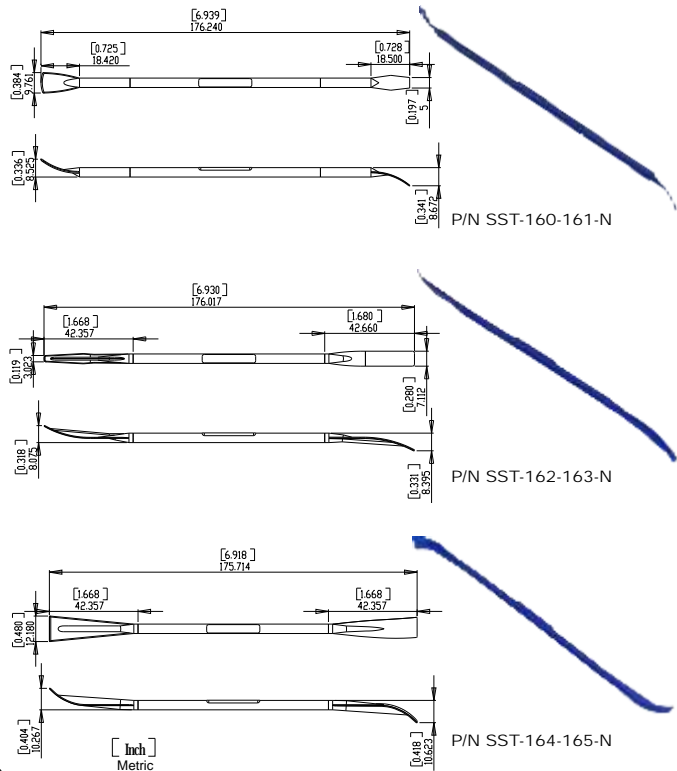
Bojo Tools

Sealant Applicators and Smoothing Tools




"All Tools Made From Engineering Plastics"

Sealant Smoothing Tools



Replacement Handle and Tips



Sealant Applicator Tool:

Directions for use:

- Make sure surface is clean and dry.
- Apply small bead of caulk to area.
- Place caulk application tool at a 45 degree angle to corner. This will allow the tool to clean up both walls of joint.
- Slowly pull Application toll along the joint, and allow excess caulk to accumulate on tool.
- Change tip on tool to clean any area where caulk seeped around the Application Tool.
- If any tips become dirty beyond use, simply pull off old tip and push on a new one.

The range includes fully molded profiles and a replaceable tip system with a number of soft molded tips which are available separately.

All of the Bojo scraper and general purpose profiles can also be supplied in softer materials for use as applicators and spreaders. We are happy to consult with customers to develop the right tip/material combination for any particular application.