

# Bojo Tools



Composite Manufacturing Work Tools



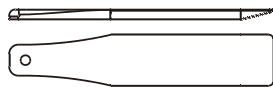
Mold or component damage during release and de-bagging operations is a major hazard in the manufacture of carbon-fiber components. Bojo has several tools suited to these operations and we offer viable and safer alternatives to screwdrivers and metal prys, particularly when molded in our toughest (50%) glass-filled nylon material, designated XNGL.

We are actively working with several carbon-composite manufacturers to further tailor our tools to this industry and expect to launch several new part numbers in the coming months.



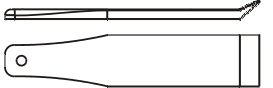
## Standard Wedge and Pry Tools

### LARGE FLAT PRY TOOL



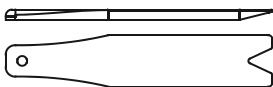
**p/n ltf-1-n (or ungl)**  
a larger tool for splitting panels and large plastic parts. overall length is ten inches.

### LARGE PRY TOOL



**p/n ltf-2-n (or ungl)**  
a larger tool for prying or splitting panels that requires some leverage. overall length is ten inches.

### LARGE FLAT FORKED PRY TOOL



**p/n ltf-3-ungl**  
tool for splitting panels and large parts needing a flat, forked tip. overall length is ten inches.

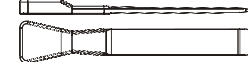
### LARGE FORKED PRY TOOL



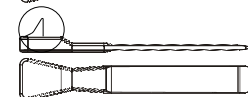
**p/n ltf-4-ungl**  
tool for splitting panels and large parts needing a forked pry angle tip. overall length is ten inches.

## Standard Wedge and Pry Tools

### THIN & FLAT TOOL

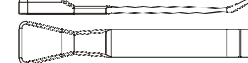


**p/n ath-20-xngl**  
for wedging and splitting deep into narrow locations.



**p/n ath-20A-xngl**  
for wedging and splitting deep into narrow locations.

### THIN WITH PRY TIP



**p/n ath-21-xngl**  
for prying in narrow and deep locations.

### FLAT GROMMET PRY TOOL



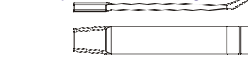
**p/n ath-22-xngl**  
for prying grommets under long flat panels.

### Compact Flat Wedge



**p/n 20-xngl**  
for wedging and splitting deep into narrow locations.

### Compact Flat Pry



**p/n 21-xngl**  
for prying in narrow and deep locations.



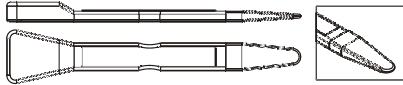
**Hammer Extraction Point**  
(Available on ATH Handled Tools)

# Bojo Composite Repair Work Tools

DESCRIPTION PART NO

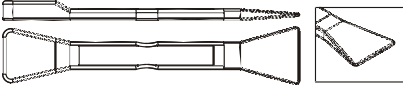
## Combination Skin Wedge/Pry Tools

### GENERAL PURPOSE ROUND TIP



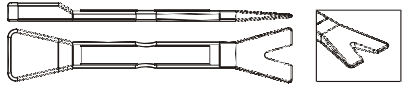
p/n ath-1-( )\*  
for splitting soft plastic parts  
also to smooth caulking.

### GENERAL PURPOSE WIDE EDGE



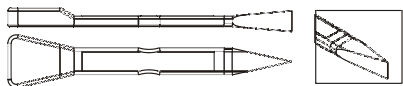
p/n ath-2-( )\*  
for splitting soft plastic parts  
that are thin and fragile.

### FLAT GROMMET REMOVER



p/n ath-7-( )\*  
narrow flat forked pry for  
splitting panels.

### GENERAL PURPOSE WEDGE



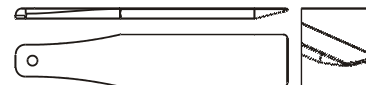
p/n ath-6-( )\*  
for wedge panels open to allow  
clip viewing and removal.

DESCRIPTION PART NO

## Standard Large Wedge and Pry Tools


\*Large Tools (LTF) supplied by  
Bojo Tools Japan

### LARGE FLAT PRY TOOL



p/n ltf-1-n (or ungl)  
a larger tool for splitting  
panels and large plastic parts.  
overall length is ten inches.

### LARGE PRY TOOL



p/n ltf-2-n (or ungl)  
a larger tool for prying or  
splitting panels that requires  
some leverage. overall  
length is ten inches.

### LARGE FLAT FORKED PRY TOOL



p/n ltf-3-ungl  
tool for splitting panels and  
large parts needing a flat,  
forked tip. overall length is  
ten inches.

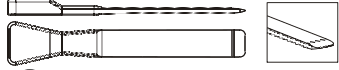
### LARGE FORKED PRY TOOL



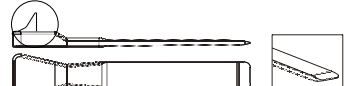
p/n ltf-4-ungl  
tool for splitting panels and  
large parts needing a forked  
pry angle tip. overall length is  
ten inches.

## Standard Skin Wedge Tools

### THIN & FLAT TOOL




p/n ath-20-xngl  
for wedging and splitting deep  
into narrow locations.




p/n ath-20A-xngl  
for wedging and splitting deep  
into narrow locations.

### THIN WITH PRY TIP




p/n ath-21-xngl  
for prying in narrow and deep  
locations.

### FLAT GROMMET PRY TOOL




p/n ath-22-xngl  
for prying grommets under long  
flat panels.

### Compact Flat Wedge



p/n 20-xngl  
for wedging and splitting deep  
into narrow locations.

### Compact Flat Pry



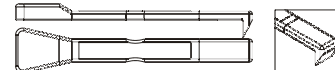
p/n 21-xngl  
for prying in narrow and deep  
locations.



Hammer Extraction Point  
(Available on ATH Handled Tools)

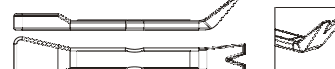
## Standard Skin Pry Tools

### EMBLEM REMOVER



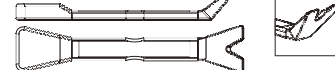
p/n ath-4-( )\*  
a 90 degree wedge specially  
designed for emblem removal.

### SMALL GROMMET PRY



p/n ath-3-( )\*  
for small grommets and clips  
that require some leverage.

### LARGE GROMMET PRY



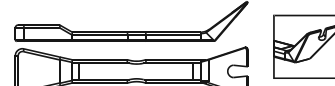
p/n ath-5-( )\*  
for larger grommets and clips  
that require some leverage.

### GENERAL PURPOSE PRY



p/n ath-19-( )\*  
for any prying or splitting that  
requires some leverage.

### PANEL CLIP REMOVAL TOOL



p/n ath-19r406-ungl  
used for tight fits around  
medium sized panel clips.